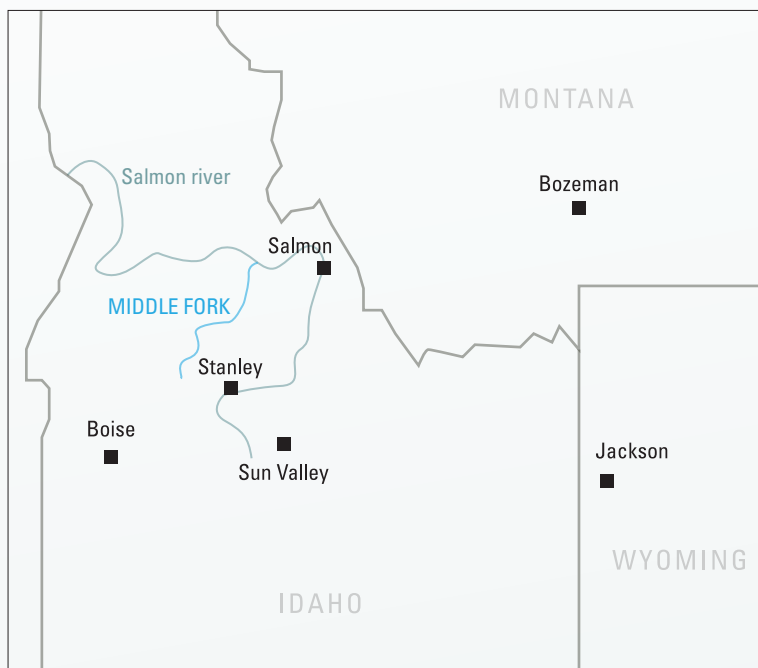


# TRIP DETAILS // MIDDLE FORK

## CHECK LIST:

- \_\_\_ Complete the Boundary Expeditions Guest Information Form at [boundaryexpeditions.com](http://boundaryexpeditions.com)
- \_\_\_ Make travel arrangements to Stanley, Idaho, to arrive day before your launch date
- \_\_\_ Book hotel in Stanley for night before your launch date and in Salmon the night after your trip
- \_\_\_ Place deposit with Boundary Expeditions, final payment due 90 days prior to launch date
- \_\_\_ Protect your trip by purchasing trip insurance: <http://travelguard.com>

## THE START – WHERE THE JOURNEY BEGINS...



## STANLEY, IDAHO | HOW TO GET HERE



If you are flying into Boise or Sun Valley, you have a couple options for getting to Stanley. When flying into Boise or Sun Valley please budget your arrival time accordingly so you arrive by 5 pm the night before your launch, a mandatory orientation meeting will be at 6 pm.

- Call Mike at Sawtooth Flying Service if you would like to make flight arrangements. 208.342.7888.
- If renting a car, the drive from Boise is a beautiful drive and takes 2.5 – 3 hours, 1 hour from Sun Valley. If renting a car or bringing your own car we can help you arrange shuttling your car from Stanley to the take out in Salmon Idaho. You will want to make sure your car has a full tank of gas & the cost is \$125 for the shuttle.
- From Bozeman, MT: 6 hours
- From Jackson, WY: 5 hours

## WEATHER

The weather in Idaho is often unpredictable. You can expect to experience a range from cold, wet conditions to hot, dry conditions. Your comfort on the trip is dependent on your complete preparation for Idaho's diverse conditions.

JUNE  
JULY  
AUGUST  
SEPTEMBER

 AVERAGE DAY TEMP.	 AVERAGE EVENING TEMP.
65	43
77	52
77	61
64	51



## LODGING ACCOMODATIONS BEFORE & AFTER YOUR TRIP

---

You will want to arrive in Stanley, ID the night before your trip. **Please make your reservation well in advance of your trip.** At the conclusion of the trip we will transport you back to Salmon, Idaho where you can plan your departure plans. Typically we reach Salmon, Idaho by 2pm on the take-out day.

### BEFORE (IN STANLEY IDAHO)

#### Mountain Village Lodge

*This hotel has 60 rooms and this is the pickup spot for the day of launch.*

mountainvillage.com

Phone: 800-843-5475

#### Redfish Lake Lodge

*Historic Lodge on the shores of Redfish Lake 8 Minutes south of Stanley*

redfishlake.com

Phone: 208-774-3536

#### Idaho Rocky Mountain Ranch

*Beautiful guest ranch, log cabin rooms wonderful meals, hotspots, beautiful views of the Sawtooth mountains.*

10 minutes south of Stanley

idahorocky.com

Phone: 800-843-5475

### AFTER (IN SALMON IDAHO)

#### Stagecoach Inn

Phone: 208-756-2919

stagecoachinnmotel.com

## BOUNDARY EXPEDITIONS PROVIDES THE FOLLOWING

- Transportation from Stanley to Boundary Creek (*put in*)
- Transportation from the river take out to Salmon, ID
- Tent
- Sleeping Bag
- Sleeping Pad
- Camp Pillow
- Camp Chairs
- All Meals and snacks while you are on the River
- Beverages  
(*Beer, Wine, Coffee, Tea, Juice, Hi Ball Energy Drinks, etc*)
- Dry Bags to keep all of your personal gear dry

## SLEEPING UPGRADES

---

We have a custom option that has two cots, a 6ft tall tent that you can stand in, two sleeping bags and two sleeping pads. This package is available for \$300. **Please mark this on your intake form if you are interested in this option.**

## GUEST RESPONSIBILITIES

- Food & Lodging before and after the trip
- Personal Gear
- If the conditions require us to fly in, an additional cost per person is \$125.
- Guide Tipping: We are often asked if tipping is appropriate. Tips are certainly appreciated by your guides and are usually around 10% of the trip cost. How much you tip should depend on your satisfaction with the trip.



## PERSONAL GEAR

- Swimsuit
- Swim Shorts – Bring two pair of quick dry shorts
- River Sandals – Chaco, Teva Or Keen. No Flip flops while on the river. Closed toe sandals offer the most protection for your feet.
- Hiking or running shoes for camp.
- Wool Socks – Two Pairs
- Pants, Skirts or cotton shorts for Camp time
- Cotton Shirts for Camp time
- Quick Dry Shirts for the day. Have a least one long quick dry shirt for sun protection.
- Sun Hat
- Rain Jacket & Rain Pants
- Fleece Jacket
- Sun Protection, Sun Screen, Lip balm, bandanas, etc.
- Headlamp or small flashlight
- Notebook, Journal or Book
- Small Camera
- Personal Medications
- Water Bottle with Carabineer
- Sun Glasses with strap
- Flashlight or headlamp
- Insect repellent
- Small towel and toiletries
- Medications
- Long underwear
- Beanies and gloves
- Fishing equipment and license
- Small day pack *(optional)*

## DRY BAGS



You will have two Dry Bags. The large Dry bag will carry your sleeping bag & pillow and all of the gear and clothing you will use in camp.

A smaller dry bag will carry your daily items that you will need while you are on the river. This bag is referred to as your Day bag. Items typically in your day bag:

- Extra clothing layer
- Sun screen and additional sun protection
- Personal snacks
- Medications needed during the day
- Camera *(we suggest getting a waterproof case)*

## ON THE RIVER



### Oar Boat

This Boat is commonly referred to as the princess boat. This boat option is operated by a skilled guide, it carries gear & up to 4 guests. The oar boat offers a smooth ride and allows you to kick back and relax.



### Paddle Boat

The paddleboat is operated by a skilled guide and is one of the most active boating options. The paddleboat carries 4-7 guests.



### Inflatable Kayaks

IK's follow and are given direction by the guide in the paddle-boat. The IK comes in single and double person. This is an exciting option for floating the middle fork under your own control.



### Shredder

A new addition to the Boundary Expeditions fleet, this two-person raft is a fun, intimate and exciting way to experience the river.



### Sweep Boat

The Sweep Boats is the boat that makes the trip happen. This 22' boat transports all the camp gear down the river.

## FISHING

If you plan on fishing you will need to buy an Idaho State fishing license. This can be done pre-trip by visiting <https://id.outdoorcentral.us>

If you decided to wait you can purchase a license in Stanley prior to departure. The Middle Fork is catch and release and single-barbless hooks are used. If you plan on fishing please feel free to bring your own gear and please call our office for gear & fly recommendations. Guides will give you a quick lesson on how to release the fish back into the water the day we launch.



# MIDDLE FORK

of the Salmon River





BOUNDARY  
EXPEDITIONS

RETAIL | 2017

## BOUNDARY LOGO TEE



BLACK, BLUE, GREEN / S-XL | \$25.00

BLACK, BLUE, GREEN / S-XL | \$25.00

## RAGLAN HOODED PULLOVER



GRAY / S-XL | \$60.00

## SIMMS. FLEECE HOODY



BLUE, BLACK, OLIVE / S-2XL | \$110.00

## free.fly BAMBOO SHADE HOODY



BLUE, GREEN / S-XL | \$80.00

GRAY, GREEN / S-XL | \$80.00



## SIMMS. BOUNDARY GUIDE SHIRT



BLUE, RED, GREEN / S-L | \$110.00

DK BLUE, LT BLUE, KHAKI / S-XL | \$110.00

## KIDS ARROWHEAD TEE



AVAILABLE SIZES: XS-L | \$20.00

## TODDLER ARROWHEAD TEE



AVAILABLE SIZES: 2T-4T | \$20.00

## MIDDLE FORK TRUCKER HATS



GRAY, BLACK / ONE SIZE | \$30.00


## BOUNDARY LOGO HATS



NAVY, ORANGE / ONE SIZE | \$20.00



## BOUNDARY UV BUFF



ONE SIZE | \$25.00

## CUSTOM GICLEE ART PRINTS



"MIDDLE FORK MAGIC"  
By Kelsey Dzintars



"THE IMPASSABLE CANYON"  
By Kelsey Dzintars

Made to order, prices include shipping.

	Paper	Stretched Canvas*
8x10	\$40.00	\$90.00
11x14	\$60.00	\$120.00
16x20	\$90.00	\$200.00

\*Canvas prints require 2-3 weeks for production and shipping