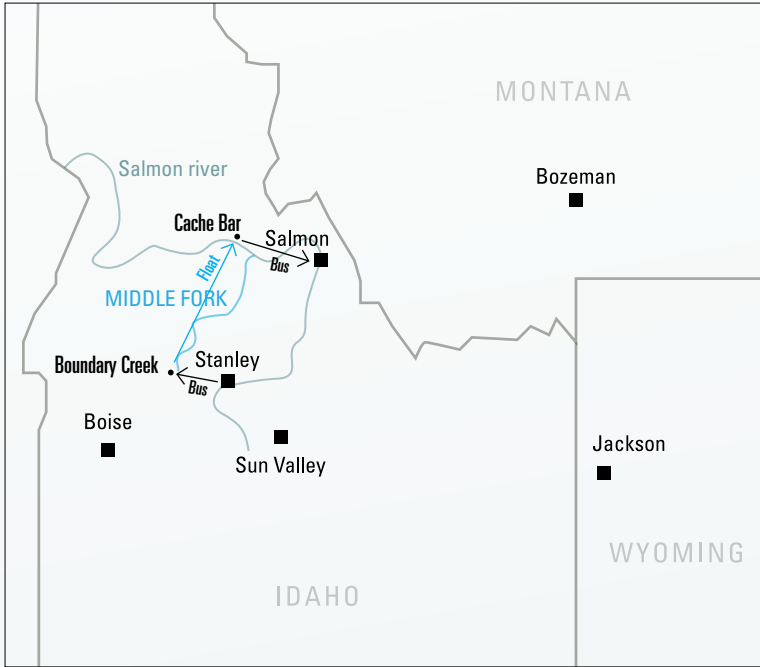


# TRIP DETAILS // MIDDLE FORK

## CHECK LIST:

- \_\_\_ Complete the Boundary Expeditions Guest Registration and Liabilities Form
- \_\_\_ Make travel arrangements to Stanley, Idaho, to arrive day before your launch date
- \_\_\_ Book hotel in Stanley for night before your launch date
- \_\_\_ Place deposit with Boundary Expeditions, final payment due 90 days prior to launch date

## THE JOURNEY - START & FINISH



### START STANLEY, IDAHO | HOW TO GET THERE

You will need to arrive in Stanley by 6 p.m. the evening before your trip departs for a mandatory orientation meeting.

- Closest Airports to Stanley**
- Sun Valley, ID – 1.5 Hour Drive
  - Boise, ID – 3 Hour Drive
  - Jackson, WY – 5 Hour Drive
  - Bozeman, MT – 6.5 Hour Drive
  - Missoula, MT – 5 Hour Drive



Charter flights to Stanley can be arranged by calling Gem Air at 208-756-7382. [gemairflights.com](http://gemairflights.com)

### FINISH SALMON, IDAHO | WRAPPING IT UP

You may have your vehicle shuttled from Stanley to Salmon or you may charter a departure flight from Salmon through Gem Air. Let us know your transportation needs in advance and we will be happy to help make arrangements.

## WEATHER

The weather in Idaho is often unpredictable. You can expect to experience a range from cold, wet conditions to hot, dry conditions. Your comfort on the trip is dependent on your complete preparation for Idaho's diverse conditions.

	 AVERAGE DAY TEMP.	 AVERAGE EVENING TEMP.
JUNE	65	43
JULY	77	52
AUGUST	77	61
SEPTEMBER	64	51



## LODGING ACCOMODATIONS BEFORE & AFTER YOUR TRIP

---

You will want to arrive in Stanley, ID the night before your trip. **Please make your hotel reservations in advance of your trip.** At the conclusion of the trip we will transport you to Salmon, Idaho where you can make your departure plans. Typically we reach Salmon, Idaho by 2-2:30pm on the take-out day.

### BEFORE (IN STANLEY IDAHO)

#### Mountain Village Resort

This hotel has 60 rooms and this is the pickup spot for the day of launch.

[mountainvillage.com](http://mountainvillage.com)

Phone: 800-843-5475

#### Triangle C Ranch

Neatly furnished, individual guest cabins with great views of the Sawtooth.

ID-21 & Benner St, Stanley, ID

(208) 774-2266

#### Idaho Rocky Mountain Ranch

Beautiful guest ranch, log cabin rooms wonderful meals, hotspings, beautiful views of the Sawtooth mountains.

10 minutes south of Stanley

[idahorocky.com](http://idahorocky.com)

Phone: 800-843-5475

### AFTER (IN SALMON IDAHO)

#### Stagecoach Inn

Phone: 208-756-2919

## BOUNDARY EXPEDITIONS PROVIDES THE FOLLOWING

- Transportation from Stanley to Boundary Creek (launch)
- Transportation from the river take out to Salmon, ID
- Spacious Tent
- Sleeping Bag
- Sleeping Cot
- River Mattress
- Camp Pillow
- Camp Chairs
- All Meals and snacks while you are on the River
- Quality mix of alcoholic and non-alcoholic beverages (*Spring Water, Sparkling Water, Coffee & Tea, Energy Drinks, Electrolyte Powders, Beer, Wine & Hard Alcohol. We avoid soda and sugary drinks to discourage insect attraction*)
- Dry Bags to keep all of your personal gear dry

## GUEST RESPONSIBILITIES

- Food & Lodging before and after the trip
- Personal Gear
- If the conditions require us to fly in to the river, the additional flight cost per person is \$150
- Guide Gratuity: Industry standard for gratuity is 15-20% of trip cost. Our guides are professionals, here to ensure your safety, share knowledge of the place, and generally guarantee you have an amazing week!



## PERSONAL GEAR

- Dry suit & river shoes (recommended for June trips) - rentals available through Kayak Academy [www.kayak-academy.com](http://www.kayak-academy.com)
- River Gloves & Booties (recommended for June trips) - [www.nrs.com](http://www.nrs.com)
- Swimsuit / Swim Shorts
- River Shoes or Sandals - Astral river shoes offer good closed toe protection while Chaco, Teva and Keen sandals strap well to the foot. Flip flops are discouraged
- Hiking or Running Shoes for camp
- Wool Socks
- Pants, Skirts or Shorts for camp
- Cotton or Flannel Shirt for camp
- Sun Shirts / Quick Dry Shirts for on the water (we like long sleeve)
- Sun Hat
- Rain Jacket & Rain Pants
- Fleece Jacket, Synthetic Puffy Jacket
- Thermal layers top & bottom to wear under dry suit (synthetic or wool)
- Beanie and gloves
- Sun Block, Lip Balm, Bandanas, etc.
- Headlamp or small flashlight
- Notebook, Journal or Book
- Camera or Phone (with waterproof case)
- Personal Medications, EPI Pen, insulin etc.
- Water Bottle with Carabineer (Boundary Expeditions will provide you with one)
- Sun Glasses with retention strap
- Small towel and toiletries
- Fishing equipment and license (if you will be fishing)
- Small day pack (optional)

## DRY BAGS



You will be provided with two dry bags: a Camp Bag, and a Day Bag.

Your large Camp Bag will carry your sleeping bag, clothing, toiletries, and camp gear. This goes ahead to camp each day.

Your small Day Bag is for daily essentials and will stay with you at all times. Suggested items to keep in your day bag are:

- Sun block
- Rain gear
- Fleece Jacket
- Sun hat
- Personal medications
- Camera / cell phone (we suggest getting a waterproof case)

## ON THE RIVER



### Oar Boat

This Boat is commonly referred to as the princess boat. This boat option is operated by a skilled guide, it carries gear & up to 4 guests. The oar boat offers a smooth ride and allows you to kick back and relax.



### Paddle Boat

The paddleboat is operated by a skilled guide and is one of the most active boating options. The paddleboat carries 4-7 guests.



### Inflatable Kayaks

IK's follow and are given direction by the guide in the paddleboat. The IK comes in single and double person. This is an exciting option for floating the Middle Fork under your own control.



### Shredder

A fun and unique addition to the Boundary Expeditions fleet, this two-person raft is a fun, intimate and exciting way to experience the river.



### Sweep Boat

The Sweep Boats is the boat that makes the trip happen. This 22' boat transports all the camp gear down the river.

## FISHING

If you plan on fishing you will need to buy an Idaho State fishing license. This can be done pre-trip by visiting <https://idfg.idaho.gov/licenses>

Or you can purchase a fishing license in Stanley prior to departure.

The Middle Fork is a catch and release fishery. Single-barbless hooks only are allowed.

We will provide shared fly fishing equipment for use by guests who do not bring their own fishing gear.



# MIDDLE FORK

of the Salmon River

